

JKAGL: SECTL: SE: 2013

15th October 2013

BSE Ltd. Phiroze Jeejeebhoy Towers Dalal Street, Fort Mumbai-400 001	The Calcutta Stock Exchange Ltd. 7, Lyons Range Kolkata - 700 001
Fax No.: 022-22723121 / 22722037	Fax No.: 033-22104492/40253017
Scrip Code: 536493	


Dear Sir,

Re: Clause 35 of the Listing Agreement

In terms of Clause 35 of the Listing Agreement, we enclose herewith 'Shareholding Pattern' in the prescribed format, as at the quarter ended 30th September 2013.

Thanking you,

Yours faithfully,
For JK Agri Genetics Ltd.




(Anoop Singh Gusain)
Company Secretary

Encl: As above




Introductory sub-table (I)(a)

Name of the Company: JK AGRI GENETICS LTD.			
Scrip Code, Name of the scrip: 536493 Class of security: EQUITY SHARES			
30th September 2013			
Partly paid-up shares:-	No. of partly paid-up shares	As a % of total no. of partly paid-up shares	As a % of total no. of shares of the company
Held by promoter/promoter group			
Held by public			
Total			
NOT APPLICABLE			
Outstanding convertible securities:-	No. of outstanding securities	As a % of total no. of outstanding convertible securities	As a % of total no. of shares of the company, assuming full conversion of the convertible securities
Held by promoter/promoter group			
Held by public			
Total			
NOT APPLICABLE			
Warrants:-	No. of warrants	As a % of total no. of warrants	As a % of total no. of shares of the company, assuming full conversion of warrants
Held by promoter/promoter group			
Held by public			
Total			
NOT APPLICABLE			
Total paid-up capital of the company, assuming full conversion of warrants and convertible securities	No. of Equity Shares		
	3603906		100




Statement Showing Shareholding Pattern

Category code	Category of Shareholder	Number of Shareholders	Table (I)(a)		Total shareholding as a percentage of total number of shares		Shares Pledged or otherwise encumbered	
			Total number of shares	Number of shares held in dematerialized form	As a percentage of(A+B) ¹	As a percentage of (A+B+C)	Number of shares	As a percentage
			(IV)	(V)	(VI)	(VII)	(VIII)	(IX)= (VIII)/(IV)*100
(I)	(II)	(III)	(IV)	(V)	(VI)	(VII)	(VIII)	(IX)= (VIII)/(IV)*100
(A)	Shareholding of Promoter and Promoter Group²							
1	Indian							
(a)	Individuals/ Hindu Undivided Family	14	57147	57147	1.59	1.59	-	-
(b)	Central Government/ State Government(s)	-	-	-	-	-	-	-
(c)	Bodies Corporate	2	2297892	797892	63.76	63.76	-	-
(d)	Financial Institutions/ Banks	-	-	-	-	-	-	-
(e)	Any Others(Specify)	-	-	-	-	-	-	-
(e-i)								
(e-ii)								
	Sub Total(A)(1)	16	2355039	855039	65.35	65.35	-	-
2	Foreign							
a	Individuals (Non-Residents Individuals/ Foreign Individuals)	-	-	-	-	-	-	-
b	Bodies Corporate	-	-	-	-	-	-	-
c	Institutions	-	-	-	-	-	-	-
d	Qualified Foreign Investors	-	-	-	-	-	-	-
e	Any Others(Specify)	-	-	-	-	-	-	-
e-i								
d-ii								
	Sub Total(A)(2)	-	-	-	-	-	-	-
	Total Shareholding of Promoter and Promoter Group (A)= (A)(1)+(A)(2)	16	2355039	855039	65.35	65.35	-	-



(B)	Public shareholding						N.A.	N.A.
1	Institutions						N.A.	N.A.
(a)	Mutual Funds/ UTI	6	750	714	0.02	0.02		
(b)	Financial Institutions/ Banks	12	268	88	0.01	0.01		
(c)	Central Government/ State Government(s)	-	-	-	-	-		
(d)	Venture Capital Funds	-	-	-	-	-		
(e)	Insurance Companies	3	30	15	0.00	0.00		
(f)	Foreign Institutional Investors	-	-	-	-	-		
(g)	Foreign Venture Capital Investors	-	-	-	-	-		
(h)	Qualified Foreign Investors	-	-	-	-	-		
i	Any Other (specify)							
(i-i)								
(i-ii)								
	Sub-Total (B)(1)	21	1048	817	0.03	0.03		
B 2	Non-institutions						N.A.	N.A.
(a)	Bodies Corporate	203	569160	568703	15.79	15.79		
(b)	Individuals							
I	Individuals -i. Individual shareholders holding nominal share capital up to Rs 1 lakh	9069	287922	251836	7.99	7.99		
II	ii. Individual shareholders holding nominal share capital in excess of Rs. 1 lakh.	4	157728	157728	4.38	4.38		
(c)	Qualified Foreign Investors	-	-	-	-	-		
(d)	Any Other (specify)							
(d-i)	Clearing Members	2	81	81	0.00	0.00		
(d-ii)	Directors & Relatives (other than Promoter)	1	3	3	0.00	0.00		
(d-iii)	Overseas Corporate Body	1	217749	217749	6.04	6.04		
(d-iv)	Non-Resident Indian	57	15149	15007	0.42	0.42		
(d-v)	Trust	1	27	27	0.00	0.00		
	Sub-Total (B)(2)	9338	1247819	1211134	34.62	34.62		



(B)	Total Public Shareholding (B)= (B)(1)+(B)(2)	9359	1248867	1211951	34.65	34.65	N.A.	N.A.
	TOTAL (A)+(B)	9375	3603906	2066990	100.00	100.00		
(C)	Shares held by Custodians and against which Depository Receipts have been issued				N.A.		N.A.	N.A.
1	Promoter and Promoter Group	-	-	-	-	-		
2	Public	-	-	-	-	-		
	Sub-Total (C)	-	-	-	-	-		
	GRAND TOTAL (A)+(B)+(C)	9375	3603906	2066990	100.00	100.00	-	-



Sr.No	Notes
1	Individuals under category "Public Shareholding -Non-Institutions" (Category -B2(b)) includes HUF Shareholders.
2	N.A. -Not Applicable
3	The Company has not issued any convertible securities or warrants, hence there is no diluted share capital.



(I)(b) Statement showing holding of securities (including shares, warrants, convertible securities) of persons belonging to the category "Promoter and Promoter Group"

Sr. No.	Name of the Shareholder	Details of Shares held		Encumbered shares (*)			Details of warrants		Details of convertible securities		Total shares (including underlying shares assuming full conversion of warrants and convertible securities) as a % of diluted share capital
		Number of shares held	As a % of grand total (A)+(B)+(C)	No.	As a percentage	As a % of grand total (A)+(B)+(C) of sub-clause (I)(a)	Number of warrants held	As a % total number of warrants of the same class	Number of convertible securities held	As a % total number of convertible securities of the same class	
(i)	(ii)	(iii)	(iv)	(v)	(vi)=(v)/(iii)*100	(vii)	(viii)	(ix)	(x)	(xi)	(xii)
	Promoter and Promoter Group										
1	Bengal & Assam Company Ltd.	797892	22.14	-	-	-	-	-	-	-	22.14
2	Shri Hari Shankar Singhanian (since deceased)	11986	0.33	-	-	-	-	-	-	-	0.33
3	Shri Bharat Hari Singhanian	7852	0.22	-	-	-	-	-	-	-	0.22
4	Dr. Raghupati Singhanian	2544	0.07	-	-	-	-	-	-	-	0.07
5	Shri Harsh Pati Singhanian	744	0.02	-	-	-	-	-	-	-	0.02
6	Shri Vikrampati Singhanian	744	0.02	-	-	-	-	-	-	-	0.02
7	Smt. Sunanda Singhanian	9000	0.25	-	-	-	-	-	-	-	0.25
8	Smt. Vinita Singhanian	903	0.03	-	-	-	-	-	-	-	0.03
9	Shri Anshuman Singhanian	693	0.02	-	-	-	-	-	-	-	0.02
10	Shri Shrivats Singhanian	94	0.00	-	-	-	-	-	-	-	0.00
11	Shri Anshuman Singhanian- (Karta of Shripati Singhanian HUF)	11172	0.31	-	-	-	-	-	-	-	0.31
12	Shri Bharat Hari Singhanian (HUF)	3420	0.09	-	-	-	-	-	-	-	0.09
13	Dr. Raghupati Singhanian (HUF)	1200	0.03	-	-	-	-	-	-	-	0.03
14	Shri Harsh Pati Singhanian (HUF)	3420	0.09	-	-	-	-	-	-	-	0.09
15	Shri Vikrampati Singhanian (HUF)	3375	0.09	-	-	-	-	-	-	-	0.09
16	Florence Investech Ltd.	1500000	41.62								41.62



17	JK Tyre & Industries Ltd.	-	-	-	-	-	-	-	-	-	-
18	JK Paper Ltd.	-	-	-	-	-	-	-	-	-	-
19	JK Lakshmi Cement Ltd.	-	-	-	-	-	-	-	-	-	-
20	Juggilal Kamlapat Udyog Ltd.	-	-	-	-	-	-	-	-	-	-
21	JK Sugar Ltd.	-	-	-	-	-	-	-	-	-	-
22	BMF Investments Ltd.	-	-	-	-	-	-	-	-	-	-
23	J.K. Fenner (India) Ltd. (Formerly Fenner (India) Ltd.)	-	-	-	-	-	-	-	-	-	-
24	Nav Bharat Vanijya Ltd.	-	-	-	-	-	-	-	-	-	-
25	Param Shubham Vanijya Ltd.	-	-	-	-	-	-	-	-	-	-
26	J.K. Credit & Finance Ltd.	-	-	-	-	-	-	-	-	-	-
27	Pranav Investment (M.P.) Company Ltd.	-	-	-	-	-	-	-	-	-	-
28	Hansdeep Industries and Trading Company Ltd.	-	-	-	-	-	-	-	-	-	-
29	Bhopal Udyog Ltd.	-	-	-	-	-	-	-	-	-	-
30	Accurate Finman Services Ltd.	-	-	-	-	-	-	-	-	-	-
31	Sago Trading Ltd.	-	-	-	-	-	-	-	-	-	-
32	Dwarkesh Energy Ltd.	-	-	-	-	-	-	-	-	-	-
33	Southern Spinners and Processors Ltd.	-	-	-	-	-	-	-	-	-	-
34	Modern Cotton Yarn Spinners Ltd.	-	-	-	-	-	-	-	-	-	-
35	LVP Foods Pvt. Ltd.	-	-	-	-	-	-	-	-	-	-
36	Umang Dairies Ltd.	-	-	-	-	-	-	-	-	-	-
37	M/s Yashodhan Enterprises	-	-	-	-	-	-	-	-	-	-
38	M/s Juggilal Kamlapat Lakshmiapat	-	-	-	-	-	-	-	-	-	-
TOTAL		2355039	65.35	-	-	-	-	-	-	-	65.35

(*) The term "encumbrance" has the same meaning as assigned to it in regulation 28(3) of the SAST Regulations, 2011

S.No. 17 to 38 are part of the Promoter Group of the Company. Their names have been shown above with a view to maintain consistency in the disclosures pursuant to Clause 35 of the Listing Agreement and Regulation 30(2) of SEBI Takeover Code 2011, of the Transferor Company.



(I)(c)(i) Statement showing holding of securities (including shares, warrants, convertible securities) of persons belonging to the category "Public" and holding more than 1% of the total number of shares

Sr. No.	Name of the shareholder	Number of shares held	Shares as a percentage of total number of shares {i.e., Grand Total (A)+(B)+(C) indicated in Statement at para (I)(a) above}	Details of warrants		Details of convertible securities		Total shares (including underlying shares assuming full conversion of warrants and convertible securities) as a % of diluted share capital
				Number of warrants held	As a % total number of warrants of the same class	Number of convertible securities held	% w.r.t total number of convertible securities of the same class	
1	Alchemist Capital Limited	105000	2.91	-	-	-	-	2.91
2	Alchemist Holding Limited	104528	2.90	-	-	-	-	2.90
3	Ennar Star Trade Limited	84000	2.33	-	-	-	-	2.33
4	KDS Corporation Private Limited	104791	2.91	-	-	-	-	2.91
5	Shah Bahubali Shantilal	115200	3.20	-	-	-	-	3.20
6	Edgefield Securities Limited	217749	6.04	-	-	-	-	6.04
TOTAL		731268	20.29	-	-	-	-	20.29



(I)(c)(ii) Statement showing holding of securities (including shares, warrants, convertible securities) of persons (together with PAC) belonging to the category "Public" and holding more than 5% of the total number of shares of the company

Sr. No.	Name(s) of the shareholder(s) and the Persons Acting in Concert (PAC) with them	Number of shares	Shares as a percentage of total number of shares {i.e., Grand Total (A)+(B)+(C) indicated in Statement at para (I)(a) above}	Details of warrants		Details of convertible securities		Total shares (including underlying shares assuming full conversion of warrants and convertible securities) as a % of diluted share capital
				Number of warrants	As a % total number of warrants of the same class	Number of convertible securities held	% w.r.t total number of convertible securities of the same class	
1	Edgefield Securities Limited	217749	6.04	-	-	-	-	6.04
	Total	217749	6.04					6.04



(I)(d) Statement showing details of locked-in shares

Sr. No.	Name of the shareholder	Number of locked-in shares	Locked-in shares as a percentage of total number of shares {i.e., Grand Total (A)+(B)+(C) indicated in Statement at para (I)(a) above}	Promoter/Promoter Group/ Public
1	NOT APPLICABLE			
2				
TOTAL				

(II)(a) Statement showing details of Depository Receipts (DRs)

Sr. No.	Type of outstanding DR (ADRs, GDRs, SDRs, etc.)	Number of outstanding DRs	Number of shares underlying outstanding DRs	Shares underlying outstanding DRs as a percentage of total number of shares {i.e., Grand Total (A)+(B)+(C) indicated in Statement at para (I)(a) above}
1	NOT APPLICABLE			
2				
TOTAL				

(II)(b) Statement showing holding of Depository Receipts (DRs), where underlying shares held by "promoter/promoter group" are in excess of 1% of the total number of shares


Sr. No.	Name of the DR Holder	Type of outstanding DR (ADRs, GDRs, SDRs, etc.)	Number of shares underlying outstanding DRs	Shares underlying outstanding DRs as a percentage of total number of shares {i.e., Grand Total (A)+(B)+(C) indicated in Statement at para (I)(a) above}
1	NOT APPLICABLE			
2				
TOTAL				



III (a) Statement showing the voting pattern of shareholders, if more than one class of shares/securities is issued by the Issuer

Not Applicable as the Company has issued only one class of Equity Shares with equal voting rights.

For JK Agri Genetics Ltd.



Anoop Singh Gusain
(Company Secretary)

Place: New Delhi
Date : 15/OCT/2013